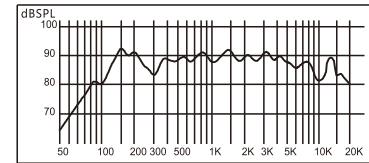


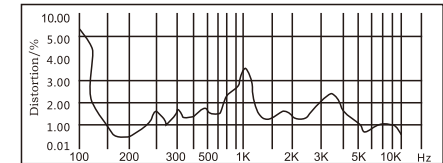
## Public Address System Wall Mount Speaker CNS106II



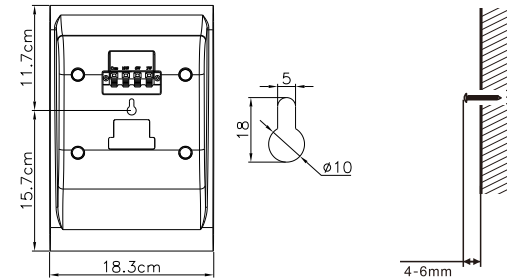
**FREQ. RESPONSE**  
(dB SPL, 1W, 1m)



**DISTORTION**  
(THD < 5% 1W, 1m, 100Hz-10kHz)



### INSTALLATION



- ① Fit a  $\varnothing 4$ mm nail on wall where it is needed to install a speaker system as shown above, cap and wall stay 4-6mm distance.
- ② Connect audio broadcasting wire to the terminals according to the table below.

Power Terminals	Voltage	70V	100V
COM - 3W		1.5W	3W
COM - 6W		3W	6W
COM - 10W		5W	10W

- ③ Position the speaker, then adjust the direction of it and examine whether it is steady.

### SPECIFICATIONS

Speaker Unit	6.5" x 1" , 2" x 1"
Rated Power	10W
Line Voltage	70V/100V
Sensitivity(1m,1W)	92±2dB
Max. SPL(1m)	100±2dB
Effective Freq. Range	160Hz - 18kHz
Weight	1.75kg

Technical data are subject to change without notice!

### OWNER'S MANUAL

Thanks for purchasing PA speaker system of series. All of series products have been tested strictly before shipping. PA speaker system is widely used in hotel, trade building, supermarket, school, entertainment, etc. It's the most ideal choice of you!

In order to facilitate installing, modulating and running please read this manual carefully before setup.

#### FEATURES :

- It with multiple terminals, suited for different field;
- Equipped with hanging holes for mounting convenient;
- Made of high quality engineering plastic, long-term durability, never out of shape and fade;
- Driver surround excellent damping, provided with high sensitivity , long life, sound clear and sonorousness.